

()

*

(/ / : // :)

IA-38 IA-79 IA-181 IA-177 IA-66

(S.E.S.)

% %

Mgnaporthe grisea

Pyricularia grisea (Coke) :] (Hebert) Barr

[Sacc

Jinks (1956) Griffing

(1956) Kempthorne (1954a) Hayman (1954)

(1978) Walter et al. (1956a, b) Griffing

:

/

pi-ta

(2005) Liu *et al.*

(1960) Goto

(2003) Liu *et al.*

(1960) Niizeki .

(2003) Matsomata & Kyusava .

/ /

/ /

(1996) De Filipi & Prabhu .

(2000) Long & Lee

(1995) Higashi .

(1997) El-Hissewy & Salem

(2003) Koizumi

(2003) Jia & Wang .

P_{i-ta}

(2004) Ali *et al.*

(1954) Jinks .

Mackill .

(1992) & Bonmn

Momeni & Leung .

(2003a)

-
1. Norin-22
 2. Ken 54-04

... :

$(\sqrt{x+0.5})$

$(\arcsin \sqrt{x})$

(1953) Jinks – Hayman

(1954) Hayman

(1954) Hayman

) F () D
uv () H1,H2 ()
()

IA-79 IA 66

SAS

IA-181 IA-38 IA-177

Diall win 98

% %

.()

(SCA)

(GCA)

%

%

)

%

.(

(SES.1996)

GCA

()

: % / : % / : % : .
: % : % : % / /
% : % : % : %

/	/	/	**	
/	/	/	**	IA-177
/	/	/	**	
/	/	/	**	
/	/	/	**	IA-181
/	/	/	**	
/	/	/	**	
/	/	/	**	IA-66
/	/	/	**	
/	/	/	**	
/	/	/	**	IA-79
/	/	/	**	
/	/	/	**	
/	/	/	**	IA-38
/	/	/	**	
ns		/	*	**

t		(Wr)	(Vr)	
b=1	b=0		t	
/ ns	/ **		/ ns	
/ ns	/ **		/ ns	IA-181
/ ns	/ **		/ ns	
/ ns	/ **		/ ns	
/ ns	/ *		/ ns	IA-38
/ ns	/ **		/ ns	
/ ns	/ **		/ ns	
/ ns	/ **		/ ns	IA-66
/ ns	/ **		/ ns	
/ ns	/ **		/ ns	
/ ns	/ **		/ ns	IA-79
/ ns	/ **		/ ns	
/ ns	/ **		/ ns	
/ ns	/ **		/ ns	IA-177
/ ns	/ **		/ ns	
ns		/	*	**

GCA

()

(×)
IA-66

IA-177

×) IA-66

(

...

:

IA-177

(Wr)

IA-79

Wr Vr

(×)

(1956) Hayman

IA-181

(1954) Jinks

(×)

(1992) Mckill (1996) De Filipi & Prabhu

(2005) Liu *et al.*

IA-38

IA-181 IA-177 IA-66

IA-66 IA-181

Wr

IA-66

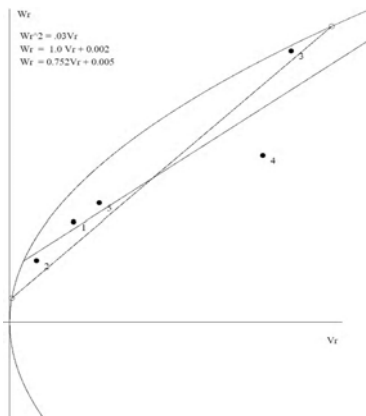
Wr

(1953) Jinks & Hayman

()

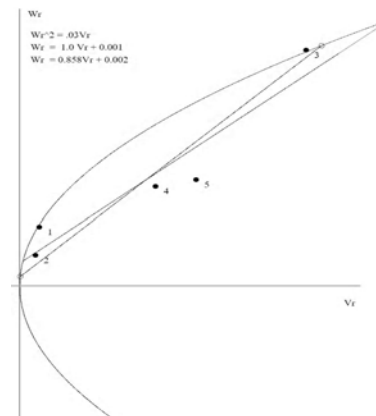
(GCA)

/ **	/ **	/ **	/ **	/ **	IA-177
/ **	/ **	/ **	/ **	/ **	
/ **	/ **	/ **	/ **	/ **	
/ **	/ **	/ **	/ **	/ **	IA-181
/ **	/ **	/ **	/ **	/ **	
/ **	/ **	/ **	/ **	/ **	
/ **	/ **	/ **	/ **	/ **	IA-66
/ **	/ **	/ **	/ **	/ **	
/ **	/ **	/ **	/ **	/ **	IA-79
/ **	/ **	/ **	/ **	/ **	
/ **	/ **	/ **	/ **	/ **	IA-38
/ **	/ **	/ **	/ **	/ **	
	ns	/	*	/	**



IA 181

(= = = = =)



IA 177

(= = = = =)

(SCA)

	IA-177			IA-181			IA-66			IA-79			IA-38									
x	/	*	/	*	/	*	/	**	/	**	/	**	/	**	/	*	/	**	/	**	/	ns
x	/	ns	/	ns	/	ns	/	**	/	**	/	*	/	**	/	ns	/	**	/	ns	/	**
x	/	ns	/	*	/	*	/	ns	/	**	/	**	/	*	/	**	/	ns	/	*	/	ns
x	/	**	/	**	/	**	/	**	/	**	/	**	/	**	/	ns	/	**	/	**	/	ns
x	/	*	/	**	/	**	/	**	/	**	/	**	/	**	/	**	/	**	/	*	/	**
x	/	*	/	**	/	**	/	*	/	*	/	*	/	ns	/	**	/	**	/	**	/	**
x	/	ns	/	ns	/	ns	/	**	/	**	/	**	/	**	/	ns	/	**	/	*	/	*
x	/	ns	/	**	/	**	/	**	/	**	/	*	/	**	/	**	/	**	/	**	/	**
x	/	ns	/	ns	/	*	/	**	/	**	/	**	/	**	/	**	/	**	/	ns	/	ns
x	/	**	/	**	/	**	/	**	/	**	/	*	/	**	/	**	/	**	/	ns	/	ns
x	/	**	/	**	/	**	/	**	/	**	/	*	/	ns	/	**	/	**	/	**	/	**
x	/	**	/	**	/	*	/	**	/	**	/	*	/	**	/	**	/	**	/	**	/	**
x	/	ns	/	**	/	*	/	ns	/	ns	/	ns	/	**	/	**	/	**	/	*	/	**
x	/	ns	/	**	/	ns	/	ns	/	ns	/	ns	/	**	/	ns	/	**	/	ns	/	**
x	/	**	/	**	/	*	/	**	/	*	/	**	/	ns	/	**	/	**	/	ns	/	**

ns % ** % *

= = = = =

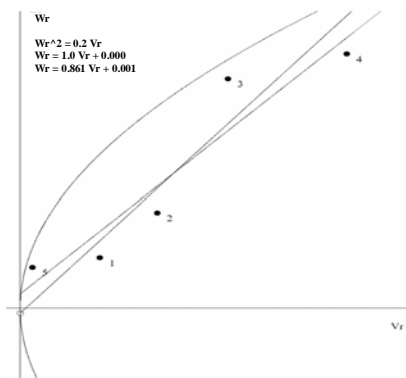
$$\frac{h^2}{H_2} \cdot \left(\frac{H_1}{D} \right)$$

%

$$\frac{h^2}{H_2} \cdot \left(\frac{H_2}{4H_1} \right)$$

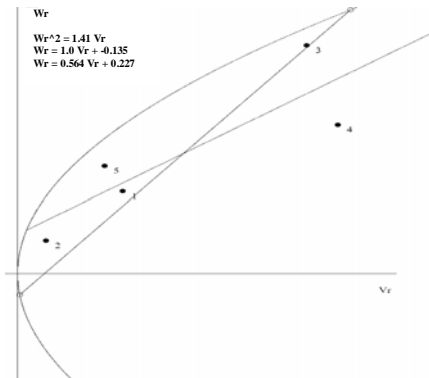
h_n	$\frac{h^2}{H_2}$	$\frac{H_2}{4H_1}$	Sqr (H_1/D)	t_{H2}	H_2	t_{H1}	H_1	t_D	D	
/	/	/	/	/	/	/	/	/	/	
/	/	/	/	/	/	/	/	/	/	IA-177
/	/	/	/	/	/	/	/	/	/	
/	/	/	/	/	/	/	/	/	/	IA-181
/	/	/	/	/	/	/	/	/	/	
/	/	/	/	/	/	/	/	/	/	IA-66
/	/	/	/	/	/	/	/	/	/	
/	/	/	/	/	/	/	/	/	/	IA-79
/	/	/	/	/	/	/	/	/	/	
/	/	/	/	/	/	/	/	/	/	IA-38
/	/	/	/	/	/	/	/	/	/	

ns / * / **



IA 66

(= = = = =)



IA 177

(= = = = =)

(1954) Jinks

(1992) Mckill & Bonmn (1995) Hiagashi

Momeni *et al.* (2004) Ali *et al.* (2005) Liu *et al.*

(2003a, b)

El-Hissewy & Salem

(1997)

REFERENCES

1. Ali, M. S., Khatun, S., Bashar, M. K., Alam, M. S. & Purba, D. (2004). Genetic analysis two components of field resistance: lesion size and number to rice blast. *Journal of Biological Sciences*, 4(1), 62-71.
2. Biloni, M. & Lorenzi, E. (2003). Relation between leaf and neck blast resistance in Italian rice varieties. *Rice Abstracts*, 26(2), 178.
3. Camron, P. F. (1994). The newly recognized family. *Magnaportha* races and its relationship system. *Asomycetum*, 13, 25-42.
4. De Filipi, M. C. & Prabhu, A. S. (1996). Inheritance of blast resistance in rice to two *Pyricularia grisea* races, IB-1 and IB-9. *Brazilian Journal of Genetics*, 19(4), 599-605.
5. El- Hissewy, A. A. & Salem, E. A. (1997). Breeding for partial resistance to rice blast caused by *Pyricularia Oryzae* Cav. In Egypt. *Cahires Options Meditrrannnes*, 15(3), 55-59.
6. Goto, I. (1988). Genetic studies on resistance of rice plant to blast fungus (VII). *Blast Phytopathological Society of Japan*, 54, 460-465.
7. Griffing, B. (1956). A generalized treatment of the use of diallel crosses in quantitative inheritance. *Heredity*, 10, 31-50.

8. Griffing, B. (1956). Concept of general and specific combining ability in relation to diallel crossing systems. *Australian Journal of Biological Sciences*, 9, 463-493.
9. Hayman, B. I. (1954a). The analysis of variance of diallel tables. *Biometrics*, 10, 235-244
10. Higashi, T. (1995). Genetic studies of field resistance of rice to blast. *Genetic-S*, 39, 767-788.
11. Jia, Y. & Wang, Z. (2003). Development of dominant rice blast pi-ta.resistance gene markers. *Rice Abstracts*, 26(2), 176.
12. Jinks, J. L. (1954). The analysis of continuous variation in a diallel cross of rice varieties. *Genetics*, 39, 767-788.
13. Kempthorne, O. (1956). The theory of diallel cross. *Genetics*, 41, 451-456.
14. Koizumi, S. (2003). Variation of field resistance to leaf blast in the Japanese upland rice cultivar Kuroka in Philippines. *Rice Abstracts*, 26(3), 280.
15. Iee, J. & Kaltsikes, P. J. (1972). Supplemental information on the use of computer program for the Jinkes-Hyman diallel analysis of data from F1, F2 and F3 generations. *Crop Science*, 12, 633.
16. Liu, E. M., Long, X. Y. & Lou, F. (2005). Relationship between resistance phenotypes and resistance gene analogue profiles in rice. *Rice Science*, 12, 75-82.
17. Liu, Y. F. & et al. (2003). Resistance evaluation of new rice varieties to rice blast in Jiangsu Province. *Rice Abstracts*, 26(2), 177.
18. Inukai, T., Nelson, R. J., Zeigler, S. R., Sarkarung, R. & Bonman, M. (1994). Allelism of blast resistance gene near isogenic line of rice. *Phytopatology*, 84, 1278-1283.
19. Long, D. H. & Lee, F. N. (2000). Effect of nitrogen fertilization on disease progress of rice blast on susceptible and resistance cultivars. *Plant Disease*, 89, 403-409.
20. Mackill, D. D. & Bonman, J. M. (1992). Inheritance of blast resistance in near isogenic lines of rice. *Phytopathology*, 82, 746-749.
21. Matsomata, N., Kyusava, S. & Lee, H. Y. (2003). Resistance evaluation of new rice varieties to rice blast in Jiangsu province. *Rice Abstract*, 26(2), 212.
22. Momeni, A. & Leung, H. (2003a). Genetic and molecular dissection of blast resistance in rice using RFLP, simple sequence repeats and defense-related candidate gene markers. *Iranian Journal of Biotechnology*, 1(1), 47-58.
23. Momeni, A., Yazdi-Samadi, B. & Leung, H. (2003b). Genetic diversity and relatedness of selected Iranian rice cultivars and disease resistance donors assayed by simple sequence repeats and candidate defense gene markers. *Euphytica*, 131(3), 75-84.
24. Niizeki, H. (1960). On a gene for resistance to *Pyricularia Oryzae* in a Japanese rice variety. Aichi – Asahi. *Agricultural and Horticulture*, 35, 1321-1322. (In Japanese).
25. SES. (1996). *Standard Evaluation System for rice*. (4th ed.) Institute, Philippines. 52 p.
26. Shizawa, T. (2003). Differences in blast resistance between Sasanishiki and Hitomebore near isogenic rice lines under a several blast epidemic. *Rice Abstracts*, 26(3), 280.
27. Soper, J. F., McIntosh, M. S. & Elden, T. C. (1984). Diallel analysis of potato leaf hopper resistance among selected alfalfa clones. *Crop Science*, 24, 35-41.
28. Walter, D. E. & Marton, J. R. (1978). On the analysis of variance of half diallel table. *Biometrics*, 34, 91-94.