
*

(// //)

()

ASCE52

230Kv

()

()

[]

...

() []

Beta

Visual Basic

Excel

[]

()

[]

230Kv

3.5

()

6.5

[] [] [] []

()

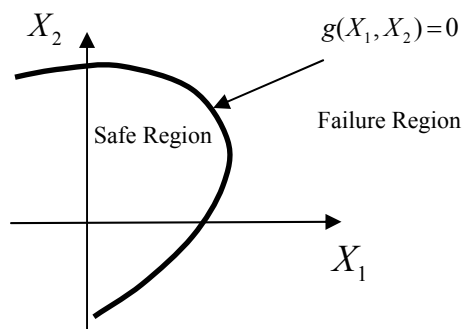
()

()

[]

()

(.)



()

$N ()$

")

(

"

[]

:

	Random Variables																			
	Normal Ice thickness					Maximum Ice thickness					Normal wind speed					Maximum wind speed				
	Mean	S.D	E.L	Nominal	Bias Factor	Mean	S.D	E.L	Nominal	Bias Factor	Mean	S.D	E.L	Nominal	Bias Factor	Mean	S.D	E.L	Nominal	Bias Factor
()	8.35	6.22	0.20	12.66	0.66	13.13	7.88	0.20	19.66	0.67	20.67	5.23	0.10	22.05	0.69	22.61	5.34	0.10	30.55	0.74
()	6.96	3.26	0.20	9.64	0.72	9.92	3.31	0.20	12.64	0.78	20.67	5.00	0.10	27.27	0.76	28.61	4.18	0.10	34.98	0.82
()	5.43	2.24	0.20	7.27	0.75	7.66	1.85	0.20	9.18	0.83	20.12	6.76	0.10	29.00	0.69	32.63	6.80	0.10	42.71	0.76
()	-	-	0.20	3	0.75	-	-	0.20	6	0.83	17.40	5.38	0.10	24.58	0.71	26.00	6.84	0.10	36.17	0.72

$$N = \frac{1 - P_{true}}{V_p^2(P_{true})} = \frac{1 - 10^{-2}}{(0.1)^2(10^{-2})} = 9900$$

(m)

() ()

N

P_{true} P_{true}

V_p^2

[] [] []

"

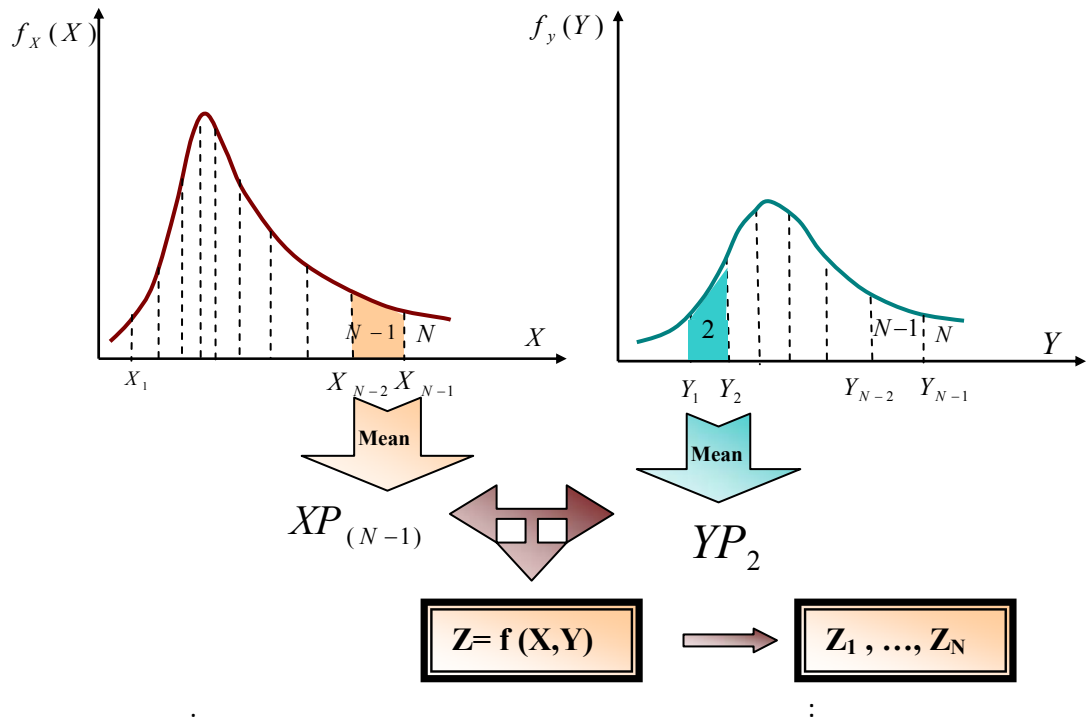
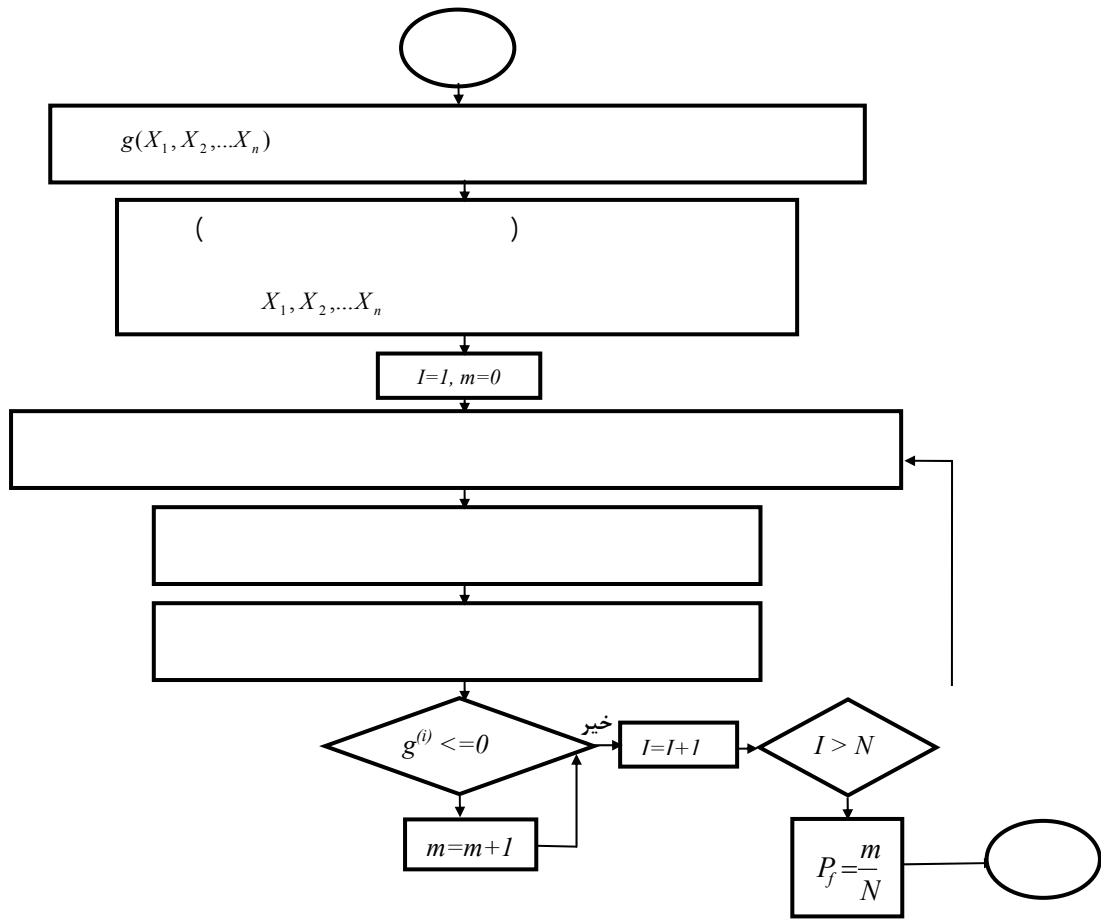
10^{-4}

0.01

[]

()

9900



[.]

)

(

N

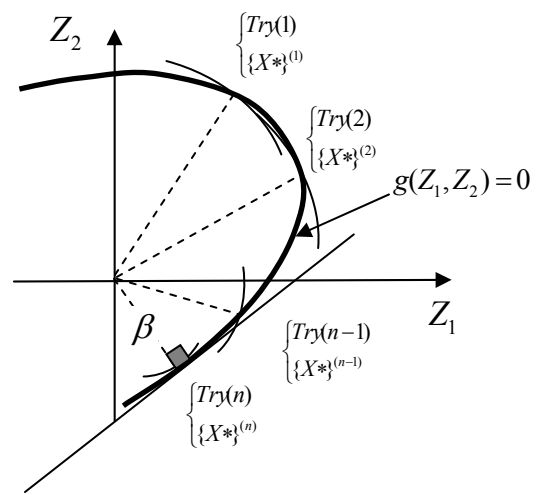
()

1/N

(-)

$$g(X) = 0$$

[] ()



Z

N

$$Z = f(X_1, X_2, \dots, X_K)$$

()

$$\text{Estimated mean value of } Z = \bar{Z} = \frac{1}{N} \sum_{i=1}^N z_i$$

()

$$\text{Estimated } m^{\text{th}} \text{ moment of } Z = \frac{1}{N} \sum_{i=1}^N (z_i)^m$$

()

$$P_{\text{failure}} = \frac{\text{number of times } z_i \leq \bar{Z}}{N}$$

()

[] []

()

$$Z_i^* = \frac{X_i^* - \mu_{X_i}^e}{\sigma_{X_i}^e} \quad (1)$$

$$\begin{aligned} & i & : X_i^* \\ & i & : \mu_{X_i}^e \\ & i & : \sigma_{X_i}^e \end{aligned}$$

$$(\mu_{X_i}^e, \sigma_{X_i}^e)$$

$$F_{Yn} - \sigma_{(Total\ Tension)} \leq 0 \quad (2)$$

$$F_{Crm} - \sigma_{(Total\ Compression)} \leq 0 \quad (3)$$

$$F_{Yn}, F_{Crm} \quad [] \quad F_X(x)$$

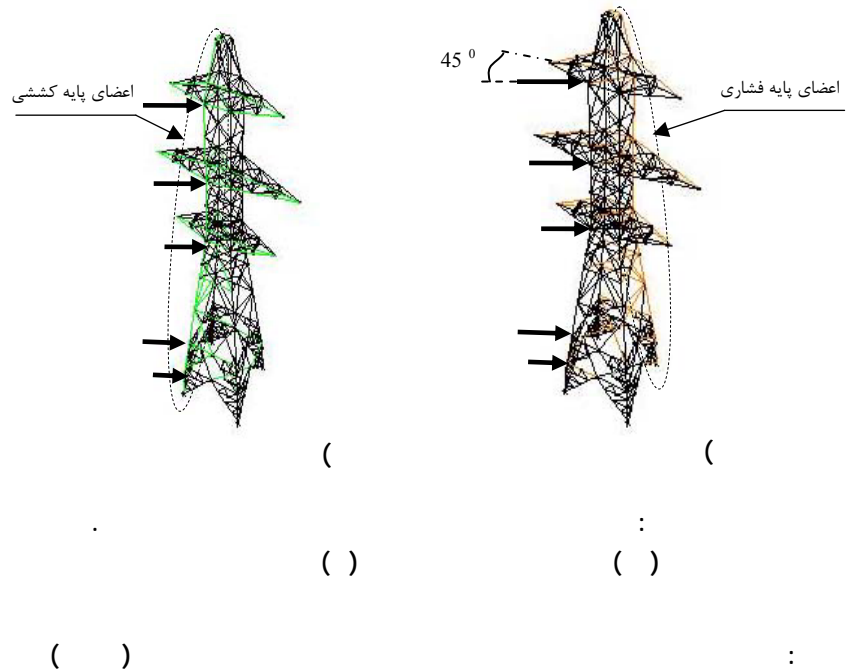
$$\sigma_{(Total\ Compression)}, \sigma_{(Total\ Tension)} \quad \mu_X^e = X^* - \sigma_X^e [\Phi^{-1}(F_X(X^*))] \quad (4)$$

$$\sigma_X^e = \frac{1}{f_X(X^*)} \phi\left(\frac{X^* - \mu_X^e}{\sigma_X^e}\right) = \frac{1}{f_X(X^*)} \phi[\Phi^{-1}(F_X(X^*))] \quad (5)$$

(L.H.S)

100 (L.H.S)

)



(β)				()
		()		
2.13	6.43	1.87	4.09	()
2.25	6.04	2.03	3.84	()
1.60	6.96	1.92	4.52	()
1.69	6.55	1.69	4.56	()
6.5		4.25		

(())

230Kv

()

"

230Kv

() (Baker)
.[]

(())

.[]

j $S^{(j)}$
() ()
 S

$$S^{(j)} = \sum_{i=1}^N (\log_{10} P_{fT} - \log_{10} P_{fj})^2 \cdot w_i \quad ()$$

$$\gamma_i = \frac{x_i^*}{\bar{X}_i} \quad ()$$

: $S^{(j)}$

. j

β_T

: P_{fT}

. β_T

()

.[] []

: P_{fj}

. j

(β_i) i

i : w_i

Normalized Factor		Load Factor	Resistance Factor	S _{min}		
Load Factor	Resistance Factor					
1.40	0.86	1.37	0.84	27.08		
1.40	0.94	1.32	0.89	47.22		
1.40	0.80	1.40	0.80	31.85		
1.40	0.98	1.29	0.93	34.98		
1.40	0.75	1.38	0.74	24.11		
1.40	0.91	1.26	0.82	37.73		
1.40	0.81	1.33	0.77	26.13		
1.40	0.94	1.28	0.86	52.62		

230Kv

()
()

() () ()

() [] ()

(-) (-)

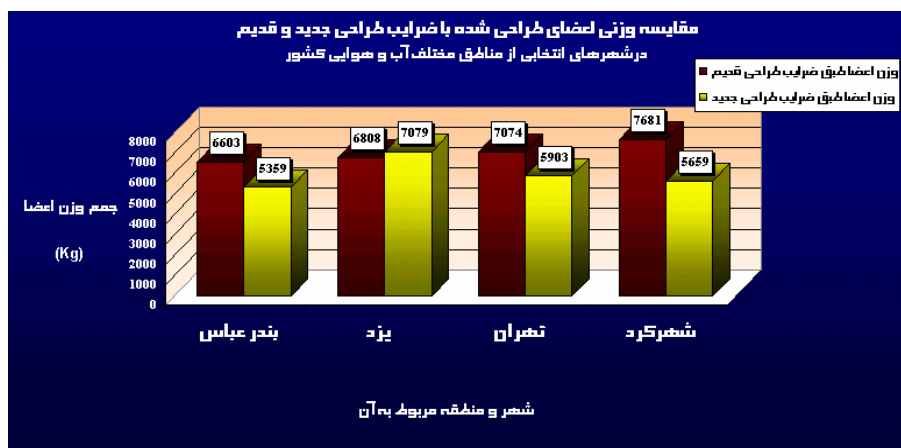
S⁽⁰⁾

: -

S.F _W					S.F _T					S.F _V		
W.L.	I.L.	D.L.	I.L.	D.L.	W.L.	I.L.	D.L.	I.L.	D.L.	S.F _W	S.F _T	S.F _V
2.48	1.73	1.1	1.58	1.1	2.48	1.73	1.1	1.58	1.1	2.50	1.65	1.50
1.06	1.28	1.1	1.28	1.1	1.09	1.28	1.1	1.28	1.1	1.10	1.10	1.10
1.17	1.16	1.1	1.16	1.1	1.11	1.16	1.1	1.16	1.1	1.10	1.10	1.10

: -

S.F _W					S.F _T					S.F _V		
W.L.	I.L.	D.L.	I.L.	D.L.	W.L.	I.L.	D.L.	I.L.	D.L.	S.F _W	S.F _T	S.F _V
2.42	1.73	1.1	1.30	1.1	2.66	1.66	1.1	1.51	1.1	2.50	1.65	1.50
1.06	1.28	1.1	1.03	1.1	1.17	1.20	1.1	1.20	1.1	1.10	1.10	1.10
1.14	1.16	1.1	1.02	1.1	1.26	1.11	1.1	1.11	1.1	1.10	1.10	1.10



:

(D.L.)

(W.L.)

(I.L.)

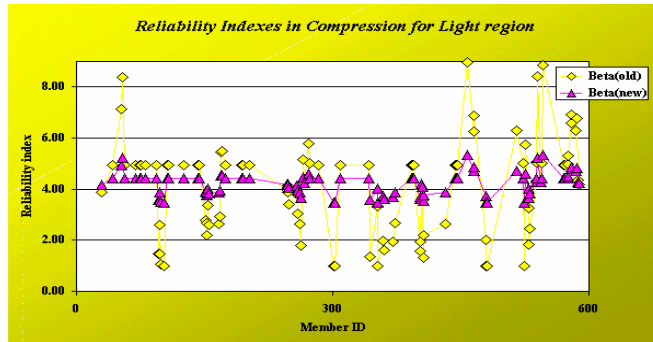
SF_T

SF_V

()

230Kv
 []
 SF_w .
 (%)
 %

230Kv
)
 ()
 Beta
 ()



() :

() :

(β)				()
()				
()				
0.33	6.49	0.44	4.21	()
0.35	6.43	0.48	4.15	()
0.25	6.57	0.45	4.31	()
0.26	6.51	0.40	4.32	()

()
()
()
()

()
()

Beta

230Kv

- 1 - Mirsharifi, S. A., (1382) *Statistical Analysis of Random Variable for Loading of Tower Transmission lines in Iran*, Technical University of Shahrood.
 - 2 - Moshanir (Electrical Engineering Service Attendance Company), (1377). *Standard for Loading of Tower Transmission Lines*, General Standard Engineering for Designing of Power Transmission lines in Iran- Department of Research and Standards.
 - 3 - Haydari, G. A. (1379) *Electrical Design of Power Transmission Lines*, By Order of Regional Electric Attendance Company of Tehran, Tabesh Propagation.
 - 4 - Mohammad Zadeh, S. (1381). *Reliability analysis of railway's concrete bridges*, Science and Industry University of Iran.
 - 5 - Javadi Dashte Bayaz, M. H. (1368). *Design of Aerial power Transmission Lines*, Propagation of Astane Ghodse Razavi Institute.
 - 6 - Nowak, A. S. and Collins, K. C. (2000). *Reliability Of Structures*, University Of Michigan, McGraw-Hill International Edition.
 - 7 - Guide for Design of Steel Transmission Towers, (1988). *ASCE Manual52*, American Society Of Civil Engineers, New York , N. Y. 19.Second Edition.
 - 8 - SSPB Standard, (1978). *Swedish State Power Board, 400Kv Transmission Line in Iran*.
-

-
- 9 - Pay rot, A. H. and Dagher, H. J. (1984). *Reliability – Based Design of Transmission Lines*, This paper is part of the journal of structural Engineering, Vol .110, No .11.
- 10 - IEC – 826 Standard, (1998). "Loading and strength of overhead transmission – lines." *International Electro technical Commission*.
- 11 - Cho, H. N. and Lee, S. J. (1991). *Reliability – Based Design of Transmission Towers Under Wind and Ice Loading*.
- 12 - Bathon, L., Mueller, W. H. and Kempner, L. (1992). "Ultimate Load Capacity of Single Steel Angles." *this paper is part of the Journal of Structural Engineering*, Vol. 199, No.1, January 1993.
- 13 - Ranganathan, R. (1990). *Reliability Analysis and Design of Structures*, Tata Mc Graw-Hill Co. Civil Engineering Dept., I.I.T., Bombay.
- 14 - Dagher, H. J. (1999). *Reliability of Poles in NESC Grade C Construction*, University of Maine, Orono, ME 04469-5793.
- 15 - Rackwitz, R. and Fiessler, B. (1978). "Structural reliability under combined random load sequences." *Computers & Structures*, PP.489-494.
- 16 - Hart, G. C. (1982) *Uncertainty Analysis; Load, and Safety in Structural Engineering*, Prentice- Hall, Inc, Englewood Cliffs, N.Y.
- 17 - Sorensen, J. D. (2001). *Calibration of Partial Safety Factors in Danish Structural Codes*, University of Aalborg (Denmark). JCSS Workshop on Reliability Based Code Calibration.
- 18 - Sorensen, J. D. and Faber, M. H. (2002). *Reliability Based Code Calibration*, Joint Committee on Structural Safety.
- 19 - Gulvanessian, H. and Holicky, M. (2001). *Reliability Based Calibration of Eurocodes Considering a Steel Member*, JCSS Workshop on Reliability Based Code -Calibration.
- 20 - SAKO, (1999). Sako: *Probabilistic Calibration of Partial Safety Factors in the Euro-Codes*.

1 - Target Reliability Index
3 - Design Factors
5 - RACKWIT-FIESSLERZ
7 - Limit State Function
9 - Importance Sampling Method
11 - HASOFER-LIND METHOD
13 - Load and Resistance Factors
15 - Weight factor

2 - Load and Resistance Factors
4 - MONTE - CARLO METHOD
6 - Failure
8 - Nowak
10 - Latin Hypercube Sampling
12 - Reliability Index
14 - Design Point
